




## **Annual Report 2021-2022**

**Nawab Siraj-Ud-Dowla Govt. College,  
Natore**



Professor Md. Zahirul Islam  
Principal  
Nawab Siraj-Ud- Dowla Govt. College,  
Natore.

### Message

A reputed institution of education in the northern region as well as in the country, Nawab Siraj-Ud-Dowla Government College is situated within a little distance of **Uttara Ganabhaban**, in Jibananda Das' Banalata Sen's Natore, which is washed clean by the greatest Chalan Beel and rivers such as the Attrai, the Narad and the Barnan. We are proud that in the country it is the only College named after the name Nawab Sirj-Ud-Dowla, the last independent Nawab of undivided Bengal. Since its founding in 1956 the College has been providing the light of education to innumerable students. At present it is a co-educational institution of higher education with Honours and Masters along with H.S.C and Degree (Pass) levels with almost thirteen thousand students. The college is continuing academic activities with 62 teachers (out of 73) skilled teachers and 0000 office employees. Huge number of students comes out of the college every year with brilliant results. In performance rank of the Board and National University, the college has fairly a good position. They teachers have been trying untiringly to teach the students by suitable methods in the light of curriculum and co-curriculum activities with special emphasis on ICT. The college has been endeavouring to ensure quality education by creating favourable atmosphere and building infrastructures so that the students can be fit to meet the challenges of the modern time and contribute to the building of Banga Bhandhu's 'Sonar Bangla.

During Covid 19 pandemic situation the college authority has taken steps to arrange online class to keep the students involved in learning at home.

The College is duly implementing IDP of IDG program under CEDP of Ministry of Education with the cooperation of the IDP Implementation Team to maximize sustainable utilities of the program for the interest of the institution.

The Annual Report 2020-21 is prepared primarily for the students, faculty, administrators, and advisors as well as the common people. It is intended to clearly outline its work, plan, vision and mission to accomplish its goals and objectives.

We do hope and believe that Nawab Siraj-Ud- Dowla Government College will be an ideal institution of education of international level in Bangladesh.

<b>Contents</b>		<b>Page No</b>
<b>Chapter – 1 : Introduction</b>		<b>1</b>
	Brief History	<b>1</b>
	Location	<b>1</b>
	Superstructure	<b>3</b>
	Vision	<b>5</b>
	Mission	<b>5</b>
	Purpose and Structure:	<b>5</b>
<b>Chapter 2: Overview of the College (Institutional and Academic)</b>		<b>6</b>
	2.1: Governance and Teaching Structure	<b>6</b>
	2.2: List of Department and others Academic Programs	<b>7</b>
	2.3: Number of Students in Master’s Courses by Subjects in 2019	<b>8</b>
	2.4: Key Academic Statistics:	<b>9</b>
	2.5: Infrastructure and Facility Profile of the College	<b>9</b>
<b>Chapter -3: Highlight of the Year</b>		<b>11</b>
	3.1 Key Achievements and Highlights of the Year of the College	<b>11</b>
	3.2 Key Achievements and Highlights of the Year of the Departments	<b>12</b>
	3.3 Key Achievements and Highlights of the year of Institutional Development Grants (IDG)	<b>13</b>
<b>Chapter -4: Teacher Development</b>		<b>14</b>
	4.1: Overview of Teaching Force of the College	<b>14</b>
	4.2: Teacher Professional Development Programs	<b>15</b>
	4.3: Highlights of Teacher Development Activities of the Year	<b>15</b>
<b>Chapter -5: Budget and Finance.</b>		<b>16</b>
	5.1: Summary of Annual Budget and Expenditures	<b>16</b>
	5.2: Status of Annual Audits	<b>18</b>
<b>Chapter -6: Concluding Remarks.</b>		<b>18</b>
	6.1: Overall Assessment of performance of the Last Year and Key Targets for the Next Year	<b>18</b>
	6.2: Key Challenges and Risks for the College	<b>19</b>
	6.3: Recommendations	<b>19</b>
<b>Chapter -7: Photo Gallery.</b>		<b>20</b>

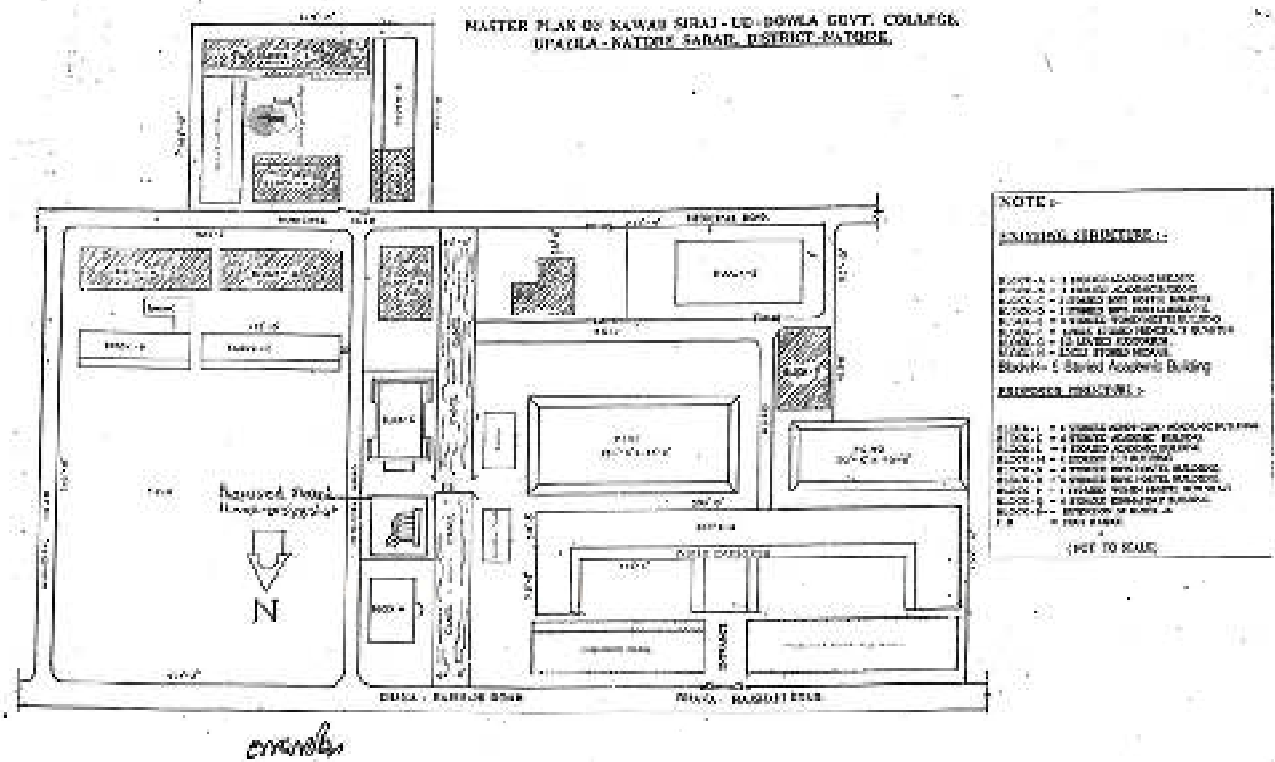
## **Chapter 1: Introduction**

### **Brief History**

Nawab Siraj-Ud- Dowla Government College is a renowned institution of higher education though it started its journey as a private institution. The college was founded on 1st July 1956, as Natore College with an aim to provide education to the students coming from different remote parts of the district, then called sub-division. The college was renamed as " Nawab Siraj-Ud- Dowla College" in 1959. On 1<sup>st</sup> March, 1980, it was nationalized by the then Government. It is a co-educational institution. For more than six decades, the institution has gradually enriched its traditions and produced innumerable worthy students who have served and are still serving in different significant positions of the state and society. At present it is an institution of higher education with Honours in thirteen disciplines and Masters in ten disciplines along with H.S.C and Degree (Pass) levels with almost thirteen thousand students. Seventy teachers and office staff of 000000 members are working hard to further the ongoing progress of the college.

### **Location:**

The College stands in an atmosphere of nature's soothing bounteous beauty on the old Natore-Rajshahi road at the locality called Bargach, adjacent to the town of Natore, about a quarter kilometre from Natore Railway station. It is situated on two campuses (connected by a passage) of about 11 acres of land. Besides the main campus, the college has about 25 acres of agricultural land in Jokadaha, Lalpur Upozila, Natore. The campuses are surrounded by boundary walls. There is a spacious playground for the students and two spectacular ponds with rows of myriad trees on the sides. The river Narad divides the main campus into two parts which are joined by a small bridge.



## Superstructure:

In the main campus, there is a two-storeyed long and E-shaped Building called Main Bhaban used for Administrative unit and academic purpose. There is another academic building of five storeys called Bangabandhu Bhaban. Science Bhaban stands on the second campus where there are two buildings- one three-storeyed and the other five-storeyed, called Sheikh Rashel Science Building. Besides, there is a big Auditorium with modern facilities, a mosque and two hostels- one for the male students and the other for the girls-on the main campus.



Main Bhaban



Bangabandhu Bhaban



Science Bhaban



Sheikh Rashel Science Bhaban



Auditorium



Mosque



Female Hostel



Male Hostel

## **Vision**

The college is moving on with its vision of ensuring quality education for the students in order that they can be good citizens and successfully face challenges in the national and global perspective in the realization of the Government's VISION 2041.

## **Mission**

The College has taken the Governments VISION 2041 as its mission. It is trying to the best of its ability to achieve the target of Digital Bangladesh and Prosperous Bangladesh by making the best use of its limited resources and man power.

## **Purpose and Structure:**

The report is intended to illustrate a brief and vivid picture of the institution and highlight the major activities accomplished during the fiscal year 2021-2022.

The report contains the following five chapters:

Chapter -1 Introduction

Chapter -2 Overview of the College (Institutional and Academic)

Chapter -3 Highlight of the Year

Chapter -4 Teacher Development

Chapter -5 Budget and Finance.

Chapter -6 Concluding Remarks.

Chapter -7 Photo Gallery.

## Chapter 2: Overview of the College (Institutional and Academic)

### 2.1: Governance and Teaching Structure

Nawab Siraj-Ud- Dowla Govt. College is a government educational institution. The administrative structure of the college is below.

Ministry of Education
Directorate of Secondary and Higher Education
Division
Principal
Vice Principal
Professor
Associate Professor
Assistant Professor
Lecturer
Demonstrators
Head Clark
Accountant
Lab Technician
M.L.S.S

## 2.2: List of Department and others Academic Programs

Sl. No .	Subjects	Annual intake capacity	No. of Student Enrollment (year-wise)					
			1 <sup>st</sup>	2 <sup>nd</sup>	3 <sup>rd</sup>	4 <sup>th</sup>	Total	Total Teachers
1	Bengali	145	145	140	130	125	540	04
2	English	100	100	98	90	86	474	04
3	Economics	160	160	150	145	142	597	06
4	Political Science	160	160	145	144	135	584	06
5	Islamic History & Culture	200	200	189	180	176	745	05
6	Philosophy	135	135	130	127	120	512	06
7	Physics	75	75	70	66	62	273	04
8	Chemistry	65	65	60	60	56	271	03
9	Botany	105	105	100	86	78	369	03
10	Zoology	160	160	155	152	145	612	04
11	Mathematics	95	95	89	85	81	350	04
12	Accounting	230	228	220	200	195	843	06
13	Management	230	230	222	210	198	860	05
<b>Total</b>		1860	1858	1768	1675	1599	7030	60

### 2.3: Number of Students in Master's Courses by Subjects in 2019

Sl. No.	Subjects	Annual intake capacity		No. of Student Enrollment in Preliminary		No. of Student Enrollment in Masters Final Year		Total	
		Preliminary	Masters Final Year	Male	Female	Male	Female	Male	Female
1	Bengali	-	100	-	-	58	42	58	42
2	English	-	50	-	-	31	19	31	19
3	Economics	-	100	-	-	55	45	55	45
4	Political Science	-	150	-	-	99	51	99	51
5	Islamic History & Culture	-	150	-	-	90	60	90	60
6	Philosophy	-	100	-	-	55	45	55	45
7	Zoology	-	100	-	-	62	38	62	38
8	Mathematics	-	50	-	-	40	10	40	10
9	Accounting	-	150	-	-	82	68	82	68
10	Management	-	150	-	-	90	60	90	60
Total =		-	1100		-	-	438	662	438

## 2.4: Key Academic Statistics:

Sl. No.	Subject	No. of students attended in the final exam of the honors			No. of pass out students			Pass rate (%) of students	Total no. of dropout students	% dropout rate
		Male	Female	Total	Male	Female	Total			
1	Bengali	65	45	110	60	30	90	81.81	2	1.81
2	English	19	46	65	30	20	50	76.92	4	6.15
3	Economics	32	61	93	45	28	73	78.49	4	4.30
4	Political Science	95	45	140	80	45	125	89.28	3	2.14
5	Islamic History & Culture	75	39	114	55	41	96	84.21	2	1.75
6	Philosophy	79	48	126	50	45	95	75.39	3	2.38
7	Physics	20	12	32	18	7	25	78.12	5	15.62
8	Chemistry	27	15	42	20	17	37	88.09	4	9.52
9	Botany	30	15	45	19	17	36	80.00	2	4.44
10	Zoology	60	32	92	66	20	86	93.47	2	2.17
11	Mathematics	21	8	29	12	9	21	72.41	5	17.24
12	Accounting	80	52	132	80	38	118	89.39	4	3.03
13	Management	85	56	141	75	29	104	73.75	3	2.12

**2.5: Infrastructure and Facility Profile of the College:** There are about **13000** students studying in this college. The college has following infrastructure and others facilities.

### 2.5.1: Physical Facility

Sl. No.	Particulars	Number
1	The number of rooms devoted to administration, including Principal's Office	04
2	The number of classrooms	35
3	The number of science laboratories	06
4	Auditorium	01
5	The number of computer laboratories	02
7	The number of libraries	Central-01 Seminar-13
8	The numbers of Teachers Rooms	Central- 01 Departments-14
9	The number of Female Dormitory	01
10	Hostel capacity for girls	100
11	The number of Male Dormitory	01
12	Hostel capacity for boys	100
13	Number of washrooms/toilets in the college	30
14	The number of washrooms/toilets for girls	05
15	Condition of washrooms/toilets toilet [very good, good, somewhat poor, very poor]	good
16	Condition of electricity supply [very stable/ mostly stable/ somewhat unstable/ unstable/ very limited]	very stable
17	Whether own generator for power back up exists [Yes/No]	Yes

18	Number of functional Computers for students	32
19	Number of functional Computers for administrators and teachers	20
20	Number of Printers	08
21	Number of Photocopiers	02
22	Number of Multimedia Projectors	10
23	Motor Vehicle	Bus-1 Micro-bus-2

### **2.5.2 Internet Facility:**

Sl. No.	Particulars	
1	Availability of Internet access for teachers [Yes/No]	Yes
2	Availability of Internet access for students [Yes/No]	Yes
3	Capacity of Internet connectivity [in Mbps]	25
4	Coverage of Internet on campus [only in computer labs/ computer labs and classrooms/ wifi for anywhere in campus]	only in computer labs
5	Name of of Internet service Provider	Link3 & BTCL

## **Chapter 3: Highlights of the Year**

### **3.1 Key Achievements and Highlights of the Year of the College**

In compliance with the traditional reputation as to the different aspects of the previous years, the fiscal year 2020-2021 also stand out with some distinctions for Nawab Siraj-Ud- Dowla Government College. The students of the college showed their academic distinction in examination and in co-curricular activities.

Academic:

- Ranked 6<sup>th</sup> position in Rajshahi Division based on KPI indicator-2016 of National University.
- Ranked 10<sup>th</sup> position in Rajshahi Division based on KPI indicator-2017 of National University.

- Examination results: 95% participation in the final exam with pass rate of 82.34%
- Term Papers: 100% participation in submitting the term papers
- Tutorial Exam: 95% participation in submitting the tutorial exam
- Attendance: 78%
- Classroom Performance: The classroom performance has been improved by the use of modern teaching-learning equipment to some extent.
- Online Classes: Due to COVID-19 pandemic situation, the online classes was started and carried forward.

Co-curricular activities:

Following co-curricular activities were performed by the college and its students throughout the year:

- The College published a bangle magazine named ‘Naba Diganta.’
- Annual Indoor and outdoor Games Competition: Could not be arranged due to Covid-19 situation.
- Cultural Activities: Could not be arranged due to Covid-19 situation.
- Social Activities: The ‘Badhaon’ arranged a blood donation camp in the last year. The BNCC unit took part to maintain discipline activities and march-past during the celebration of National days.

### **3.2 Key Achievements and Highlights of the Year of the Departments**

All the departments arranged centenary birth anniversary of the father of the nation, Bangabandhu Sheikh Mujibur Rahman. Due to COVID-19 situation, the departments continued their academic activities through virtual platform.

### 3.3 Key Achievements and Highlights of the year of Institutional Development Grants (IDG)

Sl. No	Package No	Package Description	Method of Procurement (OTM/RFQ)	Estimated Cost TK. In Lac	Contract Price In Tk.	Status
1	G-1	Furniture & Fixtures for IDG Office	RFQ	2	1,92,650/-	completed
2	G-2	Computer, IT equipments and other accessories for the project office	RFQ	4.94	4,87,000/-	completed
3	G-3	Water Purifier system in main building, Science building & Bangabandhu bhaban	RFQ	4.9	4,64,800/-	completed
4	G-5	Procurement of Generator for different buildings	RFQ	5	4,72,026/-	completed
5	G-9	Furniture & Fixtures for ICT lab, science laboratory, Class room, Teachers room, Library office room	OTM	29.06	19,40,830.35	completed
6	G-10	Procurement of Ceiling	RFQ	3.5	2,87,842/-	completed

		Fan for Class room				
7	W-1	Establishment of breastfeeding corner, Renovation and Refurbishment of female common room, Male common room, female washroom, male washroom, General ICT room General office Central Library. staff room and IDG sub project office room	OTM	50	36,34,996.384	On going

## Chapter 4: Teacher Development

### 4.1: Overview of Teaching Force of the College:

A total number of 5 teachers have Ph. D. Degree. In the college, there are 73 posts and at present 63 teachers are teaching. 10 posts are lying vacant. An overview of the teaching force of the college is as follows:

#### Subject wise number of Teachers, Gender and Educational Qualifications

Sl. No	Subject	Sanctioned posts	Regular		Contractual		Part-time		Total		Ph. D. Holder	
			Male	Female	Male	Female	Male	Female	Male	Female	Male	Female
1	Bengali	6	4	1							1	0
2	English	6	5	0							0	0

3	Economics	6	6	0							0	0
4	Political Science	6	3	2							1	0
5	Islamic History & Culture	6	6	0							0	0
6	Philosophy	6	3	0							0	0
7	Physics	5	4	0							1	0
8	Chemistry	4	2	0							1	0
9	Botany	5	3	1							0	0
10	Zoology	6	1	3							0	0
11	Mathematic s	5	1	0							0	0
12	Accountin g	6	5	0							0	0
13	Managemen t	6	5	0							1	0
Total		73	47	7							5	0

#### **4.2: Teacher Professional Development Programs**

A large number of teachers participated in various training programs offered by the Ministry of Education, DSHE and National University. A good number of teachers have ICT training and they are contributing their gained knowledge to the students.

#### **4.3: Highlights of Teacher Development Activities of the Year**

During the afore-mentioned fiscal year, some teachers contributed research article to the journal published by university and teaching institution of the country. In the pandemic situation, teachers showed their expertise in conducting online classes.

## Chapter 5: Budget and Finance

### 5.1: Summary of Annual Budget and Expenditures

Descriptions of total allocation & expenditure of the fiscal year 2020-21 are given below:

Financial Code	Salary & Allowances	Allocation	Expenditure
31	<b>Rewards of Staffs</b>		
3111101	Basic Salary of the officers	31270000.00	29961000.00
3111201	Basic Salary of the staffs	2675000.00	2546520.00
3111302	Travel Allowance	250000.00	122585.00
3111306	Education Allowance	306000.00	246000.00
3111310	Housing Rent Allowance	13260000.00	12167394.00
3111311	Medical Allowance	1278000.00	1276000.00
3111312	Telephone Allowance		
3111314	Tiffin Allowance	27000.00	26400.00
3111316	Washing Allowance	800000.00	6000.00
3111325	Festival Allowance	5026000.00	5829900.00
3111328	Rest and Recreation Allowance	1096000.00	907550.00
3111335	Bangla New Year Allowance	565000.00	563060.00
3111338	Other Allowance	-	
32	<b>Use of Goods &amp; Services (Administrative Expenditures)</b>	-	
3211113	Electricity	500000.00	308886.00
3211117	Internet/Telex/Fax	100000.00	82090.00

3211119	Postal	-	
3211120	Telephone	25000.00	16800.00
3211127	Books and Magazines	230000.00	229821.00
3243101	Internal Travel Allowance (Travel & Transfer)	-	
3255101	Computer Accessories (Printing & Stationaries)	100000.00	100000.00
3255105	Other Stationaries (Printing & Stationaries)	180000.00	180000.00
3256102	Chemicals	370000.00	370000.00
3256103	Usable Articles	140000.00	139997.00
3256106	Dress (Materials)	50000.00	50000.00
3256107	Sports Items	130000.00	130000.00
3257301	Festivals	65000.00	65000.00
3258103	Computer (Repairing and Maintenance)	90000.00	90000.00
38	<b>Other Expenditures</b>	-	
3821101	Land Development Tax	25000.00	20740.00
<b>3221103</b>	Urban Tax	1500000.00	1242790.00
<b>41</b>	<b>Financial Assets (Capital Expenditures)</b>		
<b>4112306</b>	Laboratory Equipment's	540000.00	539968.00
<b>4112312</b>	Education and Educational Materials	120000.00	120000.00

## 5.2: Status of Annual Audits

### Information about budget and financial status in last three years (2015-2018)

Year	Non-development fund received	Development fund received	Source of budget allocation (Gov./Private Donation)	Revenue earned by the college (Tuition fee/ rent/service)	Amount of annual expenditures	Amount of bank balance
2015-16	3,41,39,000		Gov.		3,39,98,000	
2016-17	4,76,03,000		Gov.		4,73,42,500	
2017-18	5,34,30,000		Gov.		5,30,44,700	

## Chapter 6: Concluding Remarks

### 6.1: Overall Assessment of performance of the Last Year and Key Targets for the Next Year

Due to COVID-19 pandemic situation, overall performance of the college was a bit affected. Yet the teachers and the employees of the college discharged their usual duties and responsibilities using ICT devices in respect of academic and official activities. The college has fixed some targets for the next year to mitigate the loss the students suffered during pandemic situation and carry the academic activities forward smoothly.

- (a) The college has the plan that if the covid-19 situation worsens and physical presence is not allowed, the normal academic and office activities will be carried on the ICT devices.

- (b) The In-house training programs for the teachers and cultural competitions for the students will be carried on virtual platforms.
- (c) Thirty class rooms for thirty departments will be made smart classrooms for easy and conveniently fruitful delivery for students. Besides, there will be set smart boards in the other class rooms.
- (d) With the improvement of Covid-19 situation, classroom-based activities will be increased along with co-curricular activities.
- (e) The college authority taken an initiative on an urgent basis to furnish and enrich the central library and establish ‘Bangabandhu Corner’ there. The work is going on in full swing.

## **6.2: Key Challenges and Risks for the College**

There are obstacles standing in the way to achieving the objectives in due time. Covid 19 pandemic is the main challenge for restoring normal activities of the college.

- Training facilities not yet sufficient.
- The wifi facilities are not yet widely available.
- Lack of awareness of the guardians about their sons and daughters.
- Eve-teasing still exists though not on a large scale.
- The cases of drug abuse on the campus are often heard.
- Session jam disappoints the students.

## **6.3: Recommendations**

The college authority recommended some necessary steps for overcoming the challenges.

- More training programmes should be arranged for the teachers to make them able to use computer and ICT device fairly well.

- Session jam should be diminished by the Boards of education and National University.
- Curriculum/syllabus should be updated to the International level.
- Enhancing facilities and scopes for research/higher education at college level.
- Expanding transport facilities for the students coming to college from remote areas.
- Providing internet data for the students of financial troubles at nominal cost.
- Proper utilization of limited resources and man power.
- Teaching-friendly atmosphere should be made.
- Improving and modernizing teaching-learning facilities and academic infrastructure.

## Chapter 7

### Photo Gallery



Honorable Education Minister, Vice Chancellor, NU College Visit



66th Foundation Anniversary Celebration of the College



Inauguration of Sheikh Russell Deyalika



Inaugural Ceremony of Inter: Division/Class Football Competition



Hoisting of the National Flag on the occasion of Great Victory Day




Pitha Utsav



Rose Garden



Smart Classroom



Modernized Bangabandhu Corner



Modernized Seminar Library



Modernized Teachers Room