





Professor Md. Abu Bakar Siddique
Principal
Dinajpur Govt. College, Dinajpur

Message

Recognizing that education is the pathway out of poverty, Bangladesh has made significant progress in increasing access to learning during the last few decades. The covid-19 pandemic was threatening to erase many of those gains. According to the UN, more than 91 % of students worldwide have been affected by the temporary institution closures. Experts fear that institution closures and the loss of some family income could keep students out of college indefinitely. Parents are literally starving, but they want their children back to colleges. Now we have a tough challenge ahead to cover up the learning loss.

The main aspect of the sustainable development goals (SDG) is ‘quality education’ which is a monumental goal. It is a challenge for the educational institution to ensure adequate space in the classrooms, trained and skilled teachers, transport facilities, and technological assistance, etc.

The college closures, job losses of parents, and need for physical distance further complicated things. The college authority has been continuing online and in-presence classes to keep the students involved in learning. It’s true that students living in the periphery did not have Wi-Fi access, and purchasing mobile data was impossible for them due to poverty. So, online classes could not completely substitute classroom teaching. Now, we have the most important challenge ahead to subsidize their loss in the coming year.

Our college has implemented several projects undertaken by the CEDP despite the covid-19 situation. The CEDP college team has prepared the annual project proposal for the next two years, and their activities are going on in full swing.

I hope that with the development of the pandemic situation, everything will return to normalcy.

Contents	Page No.
Chapter – 1 : Introduction	1
Chapter – 2 : Overview of the College (Institutional and Academic)	6
Governance and Teaching Structure	6
List of Departments and others Academic Programs	7
Key Academic Statistics	8
Infrastructure and Facility Profile of the College	9
Chapter – 3 : Highlights of the Year	10
Key Achievements and Highlights of the Year of the College	10
Key Achievements and Highlights of the Year of the Departments	10
Highlights of Student Activities of the Year	11
Key Achievements and Highlights of the Year of Institutional Development Grants (IDG)	11
Chapter – 4 : Teacher Development	12
Overview of Teaching Force of the College	12
Teacher Professional Development Programs	13
Highlights of Teacher Development Activities of the Year	13
Chapter – 5 : Budget and Finance	14
Summery of Annual Budget and Expenditures	14
Summery of Annual Revenues	16
Chapter – 6 : Concluding Remarks	17
Overall Assessment of Performance of the Last year and Key Target for the Next Year	17
Key Challenges and Risks for the College	17
Recommendations	17
Chapter –7 : Photo Gallery	18

Chapter – 1 Introduction

Dinajpur Government College is one of the oldest formal educational institutions in Greater Dinajpur, a northern district of Bangladesh. The college which was first established to spread the light of education in the greater Dinajpur district of Barendra Bhumi during the “Pleistocene Period” is the present Dinajpur Government College. The college is situated on the eastern bank of the river Punarbhava in a pleasant environment free from noise at the northern edge of the city.



Surendranath Banerjee



Dr. Govinda Chandra Dev

Brief History of Dinajpur Govt. College

This college was initially established in Maharaja Girijanath High School, Dinajpur in 1942 as a branch of Ripon College, Kolkata . At that time Professor Amarendra Kumar Tagore and Mr. K. C. Banerjee held the responsibilities of the college in stages. After the partition of the country in 1948, the 'Ripon College' branch was renamed as Surendranath College (S.N. College). In 1953, the college's own building was constructed on 13 acres of land in Nimnagar Balubari area of Dinajpur city and the college was shifted there. Internationally renowned philosopher and educator Dr. Govinda Chandra Dev (G.C. Dev) was the founder principal of Surendranath College.

In the academic year 1966-1967, Surendranath College was shifted from Nimnagar Balubari (now Dinajpur Government Women's College) to a new building in a sprawling area of about 66 acres of land in Suihari area, north of the city, and the college was known as Dinajpur Degree College. Provincialization on 15th April, 1968, the college came to be known as Dinajpur Government College.

A beautiful sculpture consists of valiant figures on a stage having attractive Bangabondhu mural bears the testimony of our great liberation war. A Shaheed Minar always declare the history of Bengali Nationalism and heritage.



The mosque, a large number of academic building, an administrative building, a library with huge collection of books, seven hostels are here in the big campus and green panoramic view easily could catch the sight of any visitor and sooth his mind.



Mosque



Academic Building



Business Studies Building



Science Building



Biology Building



Arts Building-1




Bangla Bhavan



Cafeteria



Cycle Garage



Building



Bangabandhu Corner



Administration Building



Central Library



Main Hostel



Bangamata Sheikh Fojilatunnesa Mujib Hostel

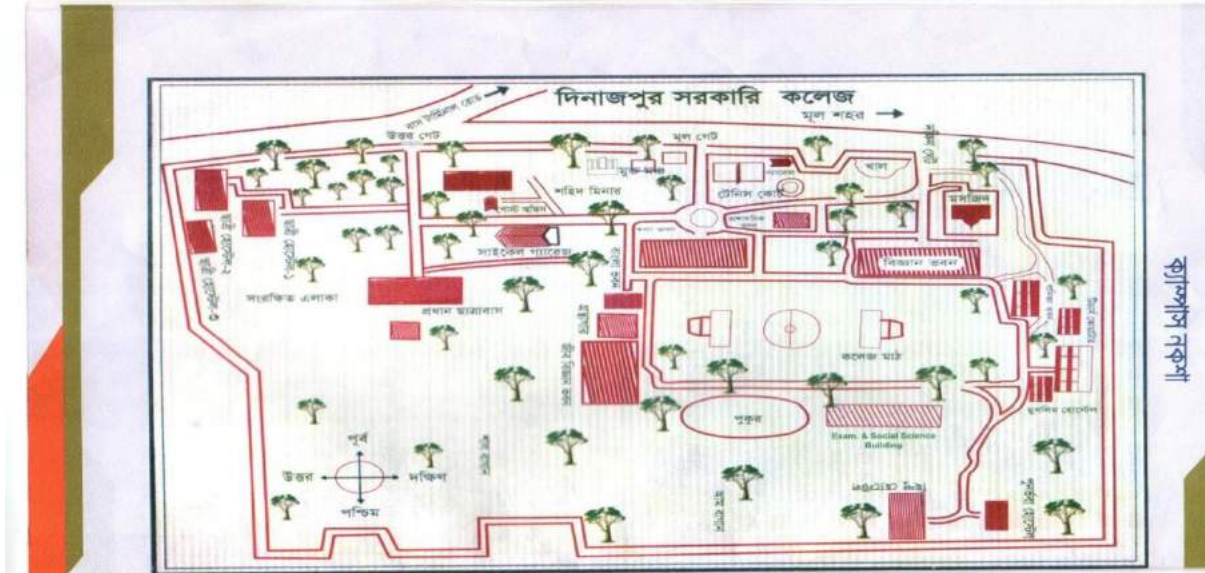


AUDITORIUM



Natto Kola

The total area of college campus is 66.00 acres. The area of open space is 30.00 acres and the area of playground is 8.00 acres.



Dinajpur Govt. College Map

Between Exam. Hall culm Social Science Building and Life Science Building there is a pond inside the campus with total size of 2.00 acres. There are five nice flower gardens in the college campus. One is in front of Principal's Office with 0.50 acre, one is in front of Exam. Hall culm Social Science Building with 0.50 acre, one is in front of Life Science Building with 0.25 acre, one is in front of Arts Building with 0.25 acre and another one is in the middle of Old Science Building with 0.25 acre in size. There is also a fruits Garden with 10 acres and one Forest Garden with 10.00 acres in size. Academic Building, Administrative Building, Hostel, Auditorium, Cafeteria, Mosque, Garage and Internal Roads are situated rest of the land. The total campus is secured by a strong and high boundary. Since the very inception of its birth Dinajpur Govt. College has been passing these days with traditional fame and glory. The magnificent academic institution in northern part of Bangladesh is still bearing the torch of education and culture which is enlightening innumerable people home and abroad.



College Pond



Forest Garden

Chapter -2

Overview of the College (Institutional and Academic)

Governance and Teaching Structure

There are a Principal, a Vice Principal, 6 Professors, 31 Associate Professors, 42 Assistant Professors, 32 Lecturers and 2 Demonstrators' present in the teaching structure of this college. There are 28 office staffs for running the office of the college smoothly. The department wise lists of the teaching staffs and office staffs are given below.

Department wise Teaching Staffs

SerialNo.	Name of Department	Professor	Associate Professor	Assistant Professor	Lecturer	Demonstrator
1	Bangla	-	3	4	3	-
2	English	-	3	3	3	-
3	Political Science	-	2	3	1	-
4	Economics	1	3	5	3	-
5	Sociology	-	1	1	3	-
6	History	-	1	3	2	-
7	Islamic History	-	1	3	-	-
8	Philosophy	-	2	1	3	-
9	Islamic Studies	-	-	2	-	-
10	Accounting	-	-	3	1	-
11	Management	-	1	3	3	-
12	Physics	1	5	2	3	1
13	Chemistry	1	1	2	2	-
14	Botany	1	-	3	4	-
15	Zoology	1	4	1	1	1
16	Mathematics	1	4	3	-	-
Total		6	31	42	32	2

Other Staffs

Serial No.	Name of the Post	No. of Posts
1	Librarian	1
2	Assistant Librarian	-
3	Physical Trainer	1
4	Head Assistant	1
5	Accountant	-
6	Cashier	-
7	Account Assistant	-
8	Office Assistant cum Typist	3
9	Mechanic cum Electrician	1
10	Store Keeper	1
11	Expert Bearer	3
12	Book Sorter	1
13	Cash Pion	1
14	Office Assistant	13
15	Sweeper	1
16	Night Guard	1
Total		28

List of Departments and others Academic Programs

There are 16 departments in this college. In the academic year 2020-21, a total no of 13658 students were admitted in Honors and Masters Levels. Besides this, 1025 students were also admitted in Degree (Pass) course. Lists of the department wise enrolled students and the teachers teaching in the departments are given below:

No. of Students Enrolled in Honors

SI. No.	Subjects	Annual intake Capacity	No. of Student Enrollment					
			1 st Year	2 nd Year	3 rd Year	4 th Year	Total Student	Total Female
1	Bengali	210	210	174	155	153	692	418
2	English	210	213	134	116	127	590	360
3	History	220	219	195	163	166	743	360
4	Political Science	225	205	225	160	170	760	394
5	Economics	195	195	151	137	99	582	232
6	Sociology	220	221	184	144	154	703	468
7	Philosophy	170	162	170	161	160	653	283
8	Islamic History	220	218	194	173	179	764	359
9	Accounting	310	301	125	141	161	728	256
10	Management	300	297	299	300	300	1196	297
11	Physics	147	137	69	79	46	331	99
12	Chemistry	146	146	142	63	121	472	131
13	Mathematics	235	217	179	101	182	679	237
14	Zoology	180	173	145	95	103	516	309
15	Botany	180	174	141	97	82	494	360
	Total =	3167	3088	2527	2085	2203	9903	4563

Number of Students in Master's Courses by Subjects

SI. No.	Subjects	Annual intake Capacity	No. of Student Enrollment	No. of Female Student
1	Bengali	300	300	175
2	English	290	127	80
3	History	220	123	35
4	Political Science	300	304	118
5	Economics	300	159	83
6	Sociology	300	300	178
7	Philosophy	150	128	56
8	Islamic History	300	250	129
9	Accounting	235	224	60
10	Management	300	269	126
11	Physics	100	77	17
12	Chemistry	100	75	24
13	Mathematics	100	99	36
14	Zoology	180	159	71
15	Botany	200	136	95
	Total =	3375	2730	1283

No. of Student Enrolled in Degree Courses

Serial No.	Department	No. of Student Enrolled
1	B. A.	120
2	B. S. S.	455
3	B. B. S	380
4	B. Sc.	70
Total		1025

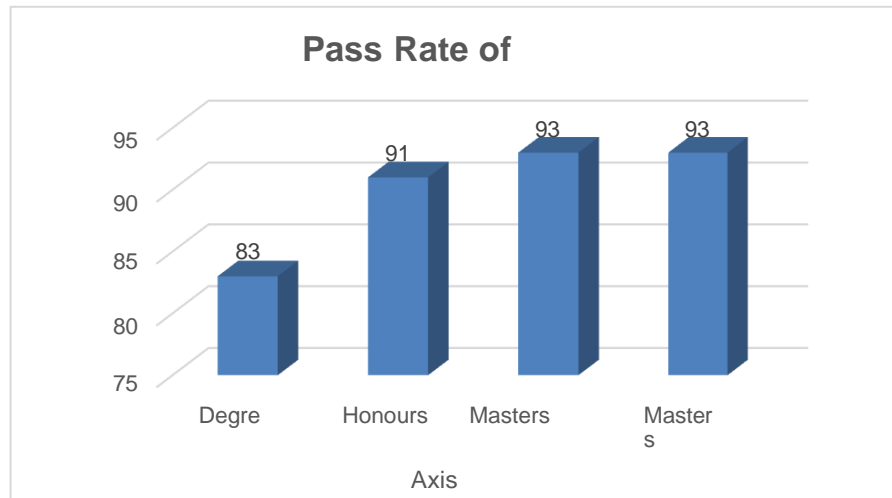
No. of Teachers in Departments

Serial No.	Department	No. of Teacher
1	Bangla	10
2	English	9
3	Political Science	6
4	Economics	12
5	Sociology	5
6	History	6
7	Islamic History	4
8	Philosophy	6
9	Islamic Studies	2
10	Accounting	4
11	Management	7
12	Physics	12
13	Chemistry	6
14	Botany	8
15	Zoology	8
16	Mathematics	8

Key Academic Statistics

The result of this college at different levels is satisfactory. In Degree (Pass Course) the pass rate is 83%, in Honours 91%, in Masters (Pre) 93% and in masters (Final) 93%. The overall pass rate is 92%.

The Male-Female Student Ratio of this college is 2:1 and the Teacher-Student Ratio is 1:140. The number of Male and Female Stipend and Scholarship Receiving Student is 107 and 181 respectively. The total number is 288.



Infrastructure and Facility Profile of the College

There are about 28000 students studying in this college. The institution has the following Infrastructure and Facility Profile:

- 1) No. of Classrooms: 110
- 2) Student Dormitories: 6, No. of Seats: 521
 - a) Male: 3, No. of Seats: 265
 - b) Female: 5, No. of Seats: 256
- 3) Teachers Dormitories: 2
- 4) Computer Lab: 2
- 5) Science lab: 16
- 6) Auditorium: 1
- 7) Gymnasium: 0
- 8) Library: 16
 - a) Central: 1
 - b) Seminar: 15
- 9) Common Room: 2
- 10) Teachers Room: 17
 - a) Central: 1
 - b) Seminar: 16
- 11) Girls Common Room: 2
- 12) Toilet: 50
 - a) Male: 25
 - b) Female: 25
- 13) Internet Access Facilities: All teachers and students avail Internet facilities
- 14) Digital Teaching Facilities in Classrooms: 65
- 15) Availability of Wi-Fi/Hotspots:
 - a) Teacher: 15
 - b) Administration: 3
 - c) Student: 25
- 16) Motor Vehicle: 03
 - a) Bus: 1
 - b) Microbus/Jeep: 2

Chapter 3

Highlight of the Year

Key Achievements and Highlights of the Year of the College

Academic:

- Examination results: 99% participation in the final exam with pass rate of 93%
- Term Papers: 100% participation in submitting the term papers
- Tutorial Exam: 99% participation in submitting the tutorial exam
- Attendance: 62% (in Online Classes)
- Classroom Performance: immeasurable due to the absence of physical classes.
- Online Classes: Due to COVID-19 pandemic situation, the online classes has been started and carried forward.

Technological Development:

The surveillance system of all of the 16 departments and the library is improved by the use of CC Camera. Also, sufficient number of Access control terminals has been installed in all of the department and library for keeping students' attendance.

Non-cognitive factors:

- Self-Efficacy: Students believe in his/her own ability to succeed in a particular situation which is called self-efficacy has been developed a lot through counseling to face the challenges in technology oriented education system.
- Motivation: Constant motivation is going on to actively take part in the process of learning as motivation involves biological, emotional, social and cognitive forces, teachers are constantly engaged in initiating and encouraging those faculties.
- Self-Control: Students are constantly encouraged by the teachers to develop the ability of controlling themselves and regulate their emotions, thoughts and behavior in the face of temptations and impulses as it is an executive functions, it is necessary for achieving specific goals.

Key Achievements and Highlights of the Year of the Departments

4 out of 16 departments of the college individually arranged national & international webinars focusing on academic issues and commemorating the centenary birth anniversary of the father of the nation, Bangabandhu Sheikh Mujibur Rahman. Due to COVID-19 situation, all the departments continued their academic activities through virtual platform.

Highlights of Student Activities of the Year

Academic:

- **Classroom Performance:** Classroom performance is an example of student responsesystem. It is the key of learning. It allows the students to take part actively in the process of learning. Still our students are less inquisitive, but we have been trying to encourage those asking questions which are most important factor of inquisitiveness. And students are gradually responding to this system. We have succeeded a lot in doing so.
- **Sitting for examinations (Internal/External):** Sitting for examination is the conventional feedback of learning system. Though it is directly related to the academic recognition,students are very keen to attend all kinds of feedback on examination performance. Here the participation of the learners is almost 100%.

Extra-curricular Activities:

- **Sports:** Annual Sport held in college ground.
- **Cultural Activities:** Different type cultural Activities occurred during this year
- **Social Activities:** The Red Crescent arranged a blood donation camp in the last fiscal year. They also distributed warm clothes and blankets among the poor people in the last winter. Rover Scouts, Rangers and BNCC unit also play roles to keep the campus clean once a month, take part disciplinary activities and march-past during the celebration of the national days.
- **Civic Engagement:** in the last year, our students volunteered in some social awareness programs like health, human rights, enfranchisement and eve teasing issues.

Key Achievements and Highlights of the Year of Institutional Development Grants(IDG)

2 RFQ packages, namely, G-11 and G-17 and 7 OTM package namely G-1, G-7, G-12, G-13, G-14, G-15 and G-16 Completed. The IDG Management Team successfully signed all of the 9 contracts and out of them 9 packages was full completed over to the FY 2022-23. The packages include the procurement of Internet Connectivity, IPS, Digital Notice Board, Digital Smart Board, Campus Networking, AC, Furniture and fixtures, Desktop computer and Photocopier.

With the implementation of the packages, all of the 16 departments, central library, and teachers' lounge got the full facilities.

Chapter- 4 Teacher Development

Overview of Teaching Force of the College

Both Male and Female Teachers are teaching in the college. A total number of 03 teachers have Ph.D. Degree. In the college, there are 141 posts and at present 106 teachers are teaching. 35 posts are lying vacant. An overview of the teaching force of the college is as follows:

No. of Teachers by subject, Gender and Educational Qualification

Serial No.	Department	No. of Male Teachers	No. of Female Teachers	No. of Teachers	No. of PhD Holder Teachers
1	Bangla	6	3	9	0
2	English	6	3	9	0
3	Political Science	5	2	7	0
4	Economics	6	3	9	0
5	Sociology	2	2	4	1
6	History	3	2	5	0
7	Islamic History	2	2	4	0
8	Philosophy	6	0	6	0
9	Islamic Studies	2	0	2	0
10	Accounting	5	0	5	0
11	Management	5	2	7	0
12	Physics	7	0	7	0
13	Chemistry	6	0	6	0
14	Botany	4	3	7	0
15	Zoology	6	2	8	1
16	Mathematics	9	0	9	1
		80	24	104	03

No. of Post at a Glance

Name of the Post	CreatedPost	Posted Teachers	VacantPost
Principal	1	1	0
Vice Principal	1	1	0
Professor	12	11	01
Associate Professor	24	26	00
Assistant Professor	40	34	06
Lecturer	51	30	21
Librarian	1	1	1
Demonstrator	8	2	06
Total	138	106	35

Teacher Professional Development Programs

ICT Training (In-house): In the last fiscal year, an in-house training program on ICT was conducted in the college ICT lab to enhance technological competence of the teachers. 50 teachers participated in the training course.

Departmental Seminars: 7 departments arranged seminars using virtual platform. Resource persons from abroad also participated in the seminars and enrich the professional thoughts through their resourceful lectures. Students and others also enjoy the live telecast through social networks.



Highlights of Teacher Development Activities of the Year

Writings in international research journal: 10 teachers contributed research articles to the international research journal published by the college authority and universities and teaching institution of other counties. 2 international journals titled *Brajatal College Journal* (ISSN: 2664-228X) had been published in the last fiscal year.

Online Classes: During the COVID-19 period teachers show their expertise in conducting online classes. International Webinars: Some teachers of the college took part in international webinars too.

Chapter 5 Budget and Finance

Summary of Annual Budget and Expenditures

Descriptions of total allocation & expenditure of the fiscal year 2022-23 are given below:

Financial Code	Salary & Allowances	Allocation	Expenditure
31	Rewards of Staffs		
3111101	Basic Salary of the officers	99176000.00	95516973.00
3111201	Basic Salary of the staffs	7350000.00	6938217.00
3111302	Travel Allowance	115000.00	99397.00
3111306	Education Allowance	1050000.00	1020645.00
3111310	Housing Rent Allowance	43711000.00	41478082.00
3111311	Medical Allowance	3260000.00	3204295.00
3111312	Telephone Allowance	78000.00	68000.00
3111314	Tiffin Allowance	70000.00	66265.00
3111316	Washing Allowance	25000.00	24732.00
3111325	Festival Allowance	17180000.00	16530820.00
3111328	Rest and Recreation Allowance	3747000.00	3446690.00
3111335	Bangla New Year Allowance	1662000.00	1660432.00
3111338	Other Allowance	190000.00	109092.00

32	Use of Goods & Services (Administrative Expenditures)		
3211113	Electricity	5000000.00	2714011.00
3211117	Internet/Telex/Fax	140000.00	139703.00
3211119	Postal	5000.00	0.00
3211120	Telephone	20000.00	7908.00
3211127	Books and Magazines	250000.00	250000.00
3243101	Internal Travel Allowance (Travel & Transfer)	30000.00	29990.00
3255101	Computer Accessories (Printing & Stationaries)	140000.00	140000.00
3255105	Other Stationaries (Printing & Stationaries)	250000.00	249925.00
3256102	Chemicals	400000.00	399975.00
3256103	Usable Articles	175000.00	174944.00
3256106	Dress (Materials)	170000.00	169995.00
3256107	Sports Items	160000.00	159900.00
3257301	Festivals	120000.00	118990.00
3258103	Computer (Repairing and Maintenance)	130000.00	130000.00
38	Other Expenditures		
3821101	Land Development Tax	200000.00	177650.00
3221103	Urban Tax	2000000.00	1699160.00
41	Financial Assets (Capital Expenditures)		
4112306	Laboratory Equipment's	650000.00	649938.00
4112312	Education and Educational Materials	170000.00	169965.00

Summary of Annual Revenues

Table-1

Year	Session	No. of Students (Tuition & Admission Fees)	Total	Full/Half free and stipend rewarded	Grand Total
Honours 1 st year	2022-23	4153 325	1349725.00	0.00	1349725.00
Honours 2 nd year	2021-22	2635 325	856375.00	59550.00	796825.00
Honours 3 rd year	2019-20	2482 325	806650.00	70420.00	736230.00
Honours 4 th year	2018-19	2154 325	700050.00	44450.00	655600.00
Degree 1 st year	2022-23	1215 325	394875.00	0.00	394875.00
Degree 2 nd year	2021-22	378 í 325	122850.00	0.00	122850.00
Degree 3 rd year	2019-20	293 í 325	95225.00	0.00	95225.00
Honors 1 st year Re-admission	2022-23	102 í 325	33150.00	0.00	33150.00
Total			4358900.00	174420.00	4184480.00

Table-2

Year	Session	No. of Students (Tuition & Admission Fees)	Total	Full/Half free and stipend rewarded	Grand Total
Masters Part-I	2020-21	1280 390	499200.00	0.00	499200.00
Masters Final Part	2021-22	4977 390	1941030.00	0.00	1941030.00
Masters Final Part Readmission	2021-22	09 390	3510.00	0.00	3510.00
Total			2443740.00	0.00	2443740.00

Table-3

Class	Session	No. of Students (Tuition & Admission Fees)	Total	Full/Half free and stipend rewarded	Grand Total
Class-XI Admission	2022-23	12 260	3120.00	0.00	3120.00
Class-XII Admission	2021-23	461 260	119860.00	7680.00	112180.00
Total			122980.00	7680.00	115300.00

Chapter 6 Concluding Remarks

Overall Assessment of Performance of the Last year and Key Target for the Next Year

The teachers and the employees showed creativity and innovative skills in continuing academic and official activities in the changed pandemic situation. They showed quick adaptability and a communicative skills too. The all these are the part of their accountability with the profession. They also developed problem solving and inter personal skills.

We will arrange more in-house training programs, national and international webinars, cultural competition on virtual platforms, awareness programs and so on.

Evaluation systems will be introduced to ensure the professional commitment of the teachers and the employees as well.

With the development of pandemic situation, programs of virtual platform should be minimized and classroom based activities should be restored as it were previously.

Key Challenges and Risks for the College

Risk Factors:

- Lack of motivation for academic performance
- Changing negative attitude to positive
- Help to boost up self-respect and level of confidence
- Reducing psychological problems
- Reducing under preparation for academic

feedback Key Challenges:

- Overcoming the academic loss during COVID-19 period
- Enhancing classroom performance
- Setting up technology based classrooms
- Developing behavioral pattern and cultural attitude
- Increasing guardians involvement
- No student should be left behind

Recommendations

If we find any change in ongoing pandemic situation, we should increase technological facilities, such as Wi-Fi access for both of the teachers and students. In the periphery where Wi-Fi access is not easy students should be provided with mobile data facilities almost free of cost. Effective online examination system should be innovated. Teachers and officials' efficiency should be increased in technological fields by imparting training programs. They should be encouraged to be technology savvy. Some activities should be conducted by maintaining physical distance and health issues.

Chapter – 7

Photo Gallery



Office of the Principal



মাননীয় প্রধানমন্ত্রী শেখ হাসিনার উপহার হিসেবে প্রদত্ত বাস “বিজয়” গ্রহণ করছেন দিনাজপুর সরকারি কলেজের সম্মানিত অধ্যক্ষ প্রফেসর মোঃ আবু বকর সিদ্দিক



Principal prof. Md Abu Bakar Siddique Taking Ranging ship from Honorable Vice Chancellor of National University



Tribute on Independence Day



College Bus Gifted By Honorable Prime Minister Sheikh Hasina



Mujib Borso Celebration



World Environment Day Celebration



Part of In house ICT Training for Teachers



Part of In house office management Training for Staff






SCIENCE MATERIAL FOR THE DEPARTMENT OF BOTANY



Water Purifier facilities



Taking Class In Smart Class Room With Smart Board



Chemistry Lab



Botany Lab



Chemistry Lab



Physics Lab



Newly Installed Water Treatment Equipmen



W-1 package works inauguration



Honorable PD SIR VISITING birds' museum