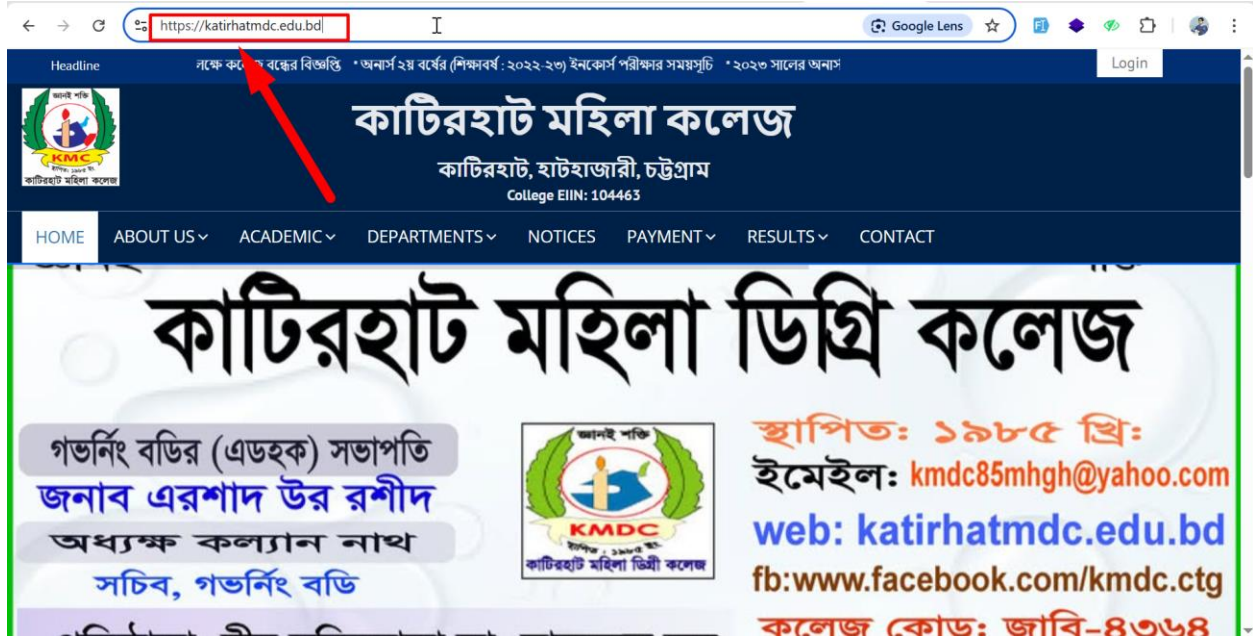


Honours Admission Process flow

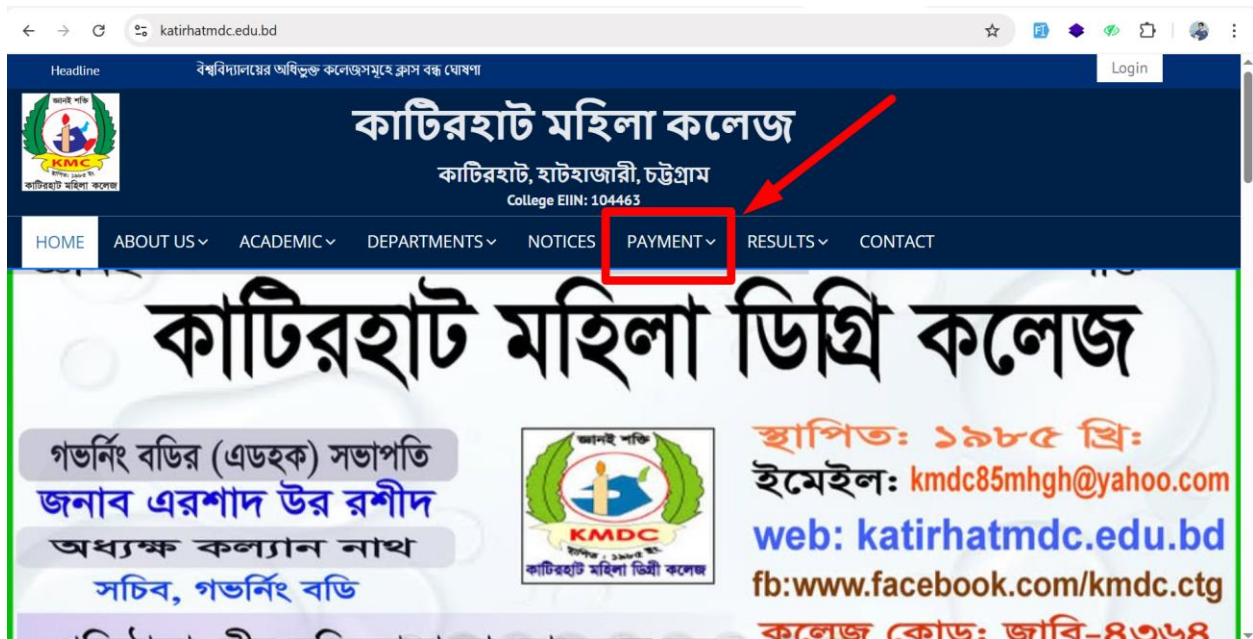
Step: 001

Visit the site the site: <https://katirhatmdc.edu.bd/> from your google chrome browser.



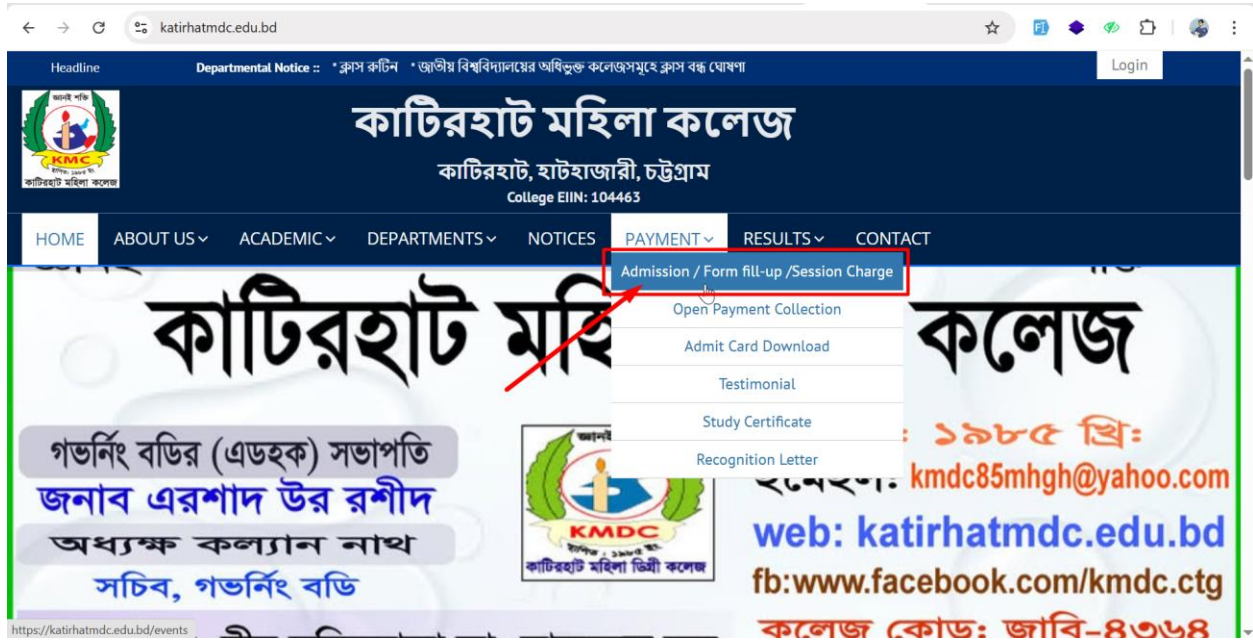
Step: 002

Click on the “Payment” tab from the navbar.



Step: 003

Select the “Admission/Form fill-up/Session Charge” menu from the dropdown menu.



The screenshot shows the website of Katirhat MDC (KMDC). The header includes the college name in Bengali, its address, and College EIIN: 104463. The navigation menu has options like HOME, ABOUT US, ACADEMIC, DEPARTMENTS, NOTICES, PAYMENT, RESULTS, and CONTACT. The 'PAYMENT' dropdown menu is open, showing options: Admission / Form fill-up /Session Charge (highlighted with a red box and a red arrow), Open Payment Collection, Admit Card Download, Testimonial, Study Certificate, and Recognition Letter. The main banner features the college name in large Bengali text, a photo of a man, and contact information including an email address (kmdc85mhgh@yahoo.com), a website (katirhatmdc.edu.bd), a Facebook link, and a college code (জাবি-৪৩৬৪).

Step: 004

Select the “Honours” tab from the menus

The screenshot shows the website of Khatirhat Mahila Kollaj. The header includes the college logo, name in Bengali, and address. A navigation bar contains links: HOME, ABOUT US, ACADEMIC, DEPARTMENTS, NOTICES, PAYMENT, RESULTS, and CONTACT. Below this, a secondary menu has tabs for Higher Secondary, Degree (Pass), Honours, Masters, Degree (Private), Preliminary Masters, Post Graduate (Private), and Login. The 'Honours' tab is highlighted with a red box and a red arrow. The main content area is titled 'ACTIVE EVENTS' and displays the message 'Active Events was not Found!'. The URL in the address bar is https://khatirhatmdc.edu.bd/events#under_graduate.

Step: 005

Click on the “Apply Now” button from your active admission list.

The screenshot shows the same website, but now the 'Honours' tab is selected in the secondary menu. The main content area is titled 'ACTIVE EVENTS' and has a sub-section 'ADMISSION'. Below this is a table with the following data:

SL. No	Title	Education Level	Session	End Date	Action
1	Honours 1st Year Admission (2024-25)	Honours	2024-2025	16-07-2025, 12:07 PM	Apply Now

The 'Apply Now' button is highlighted with a red box and a red arrow. The URL in the address bar is https://khatirhatmdc.edu.bd/events.

Step: 006

Select your “**Department/Group**” name from the dropdown menu and enter your roll number in “**Admission Roll Number**” box. And Click on the “**Verify**” button.

The screenshot shows the admission portal for Katirhat Mahila College. The page has a dark blue header with the college's name in Bengali and English, and a navigation menu. The main content area is light blue and contains a form with two fields: 'Department/Group' and 'Admission Roll Number'. The 'Department/Group' field is a dropdown menu with 'Political Science' selected. The 'Admission Roll Number' field is a text box containing '5190758'. A red arrow points to the 'Political Science' option in the dropdown menu. A 'Verify' button is located to the right of the form fields.

Step: 007

Here, enter your all required basic and education information, select “**Ekpay Payment Gateway**” click on the “**Save**” button.

HONOURS 1ST YEAR ADMISSION (2024-25)

Payment Information

Payable Amount : 5500 tk

Student Academic Information

Current Admission Related Academic Information

Campus	Shift	Education Level	Department	Class	Section	Session	Admission Roll No.
Katirhat Mohila Degree College	Day	Honours	Political Science	Political Science-(Honours)	1st Year	2024-2025	5190758

Student Basic Information

Full Name (English) *	Full Name (Bangla) *	Date of Birth *	Gender *
<input type="text" value="Anila Shil"/>	<input type="text" value="Full Name (Bangla)"/>	<input type="text" value="Date of Birth"/>	<input type="text" value="---Select---"/>
Blood Group *	Religion *	Marital Status *	Nationality *
<input type="text" value="---Select---"/>	<input type="text" value="Islam"/>	<input type="text" value="Unmarried"/>	<input type="text" value="Bangladeshi"/>
Student Phone No. *	Student Email	Birth Certificate No *	Profile Picture *
<input type="text" value="Student Phone No."/>	<input type="text" value="Student Email"/>	<input type="text" value="Birth Registration No"/>	<input type="text" value="Choose file"/> No file chosen

File size must be less than 200 KB.

Payment Method

☒ Ekpay Payment Gateway

☐ Ekpay

Save

Step: 008

After click on the “**Save**” button you see the “Popup” page now you can select an option “Yes” and go to next page.

katirhatmdc.edu.bd/admission-new/admission-form

Permanent address

Dhaka	DHAKA	TEJGAON UNNON CIRCLE	New Paribagh Road
Division	District	Upazila	Address
Dhaka	DHAKA	TEJGAON UNNON CIRCLE	New Paribagh Road

Current Admission Related Academic Information

Campus	Shift	Medium	Education Level	Department	Class	Section	Session	Roll No.
Katirhat Mohila Degree College	Day	Bangla	Honours	Political Science	Political Science- (Honours)	1st Year	2024-2025	5190758

Student Education Qualification Information:

Exam Name	Department/Major	Roll Number	G.P.A./Class	Passing Year	Session	Board/University/College
SSC	Science	101010	4.50	2014	2013-2014	Dhaka Board
HSC	Science	100012	4.50	2016	2016-2017	Dhaka Board

Are you sure want to apply?

Step: 009

Now enter your “**Mobile number**” and click on the “**Pay Now**” button.

katirhatmdc.edu.bd/admission-new/payment-gateway/ZDE3YzdjMWNjY2Q0MDM0NTQzYmU3OTRhYTEyYTZiZGZkMDY3YWMO...

Headline: | আশ্রয় উপদ্রব কলেজ বন্ধের বিজ্ঞপ্তি * অনার্স ২য় বর্ষের (শিক্ষাবর্ষ: ২০২২-২৩) ইন্টার্ন পরীক্ষার সময়সূচি * ২০২৩ সালের অনার্স ৩য় বর্ষ পরীক্ষার প্র

ক্যাটরহাট মহিলা কলেজ
ক্যাটরহাট, হাটহাজারী, চট্টগ্রাম
College EIIN: 104463

HOME ABOUT US ACADEMIC DEPARTMENTS NOTICES PAYMENT RESULTS CONTACT

Ekpay Payment Gateway

You've to complete the payment within the next 30 minutes. Otherwise, you've to re-initiate the payment process again.

Fee	5500/=
Online Convenience Charge	71.5/=
Grand Total	5571.5/=

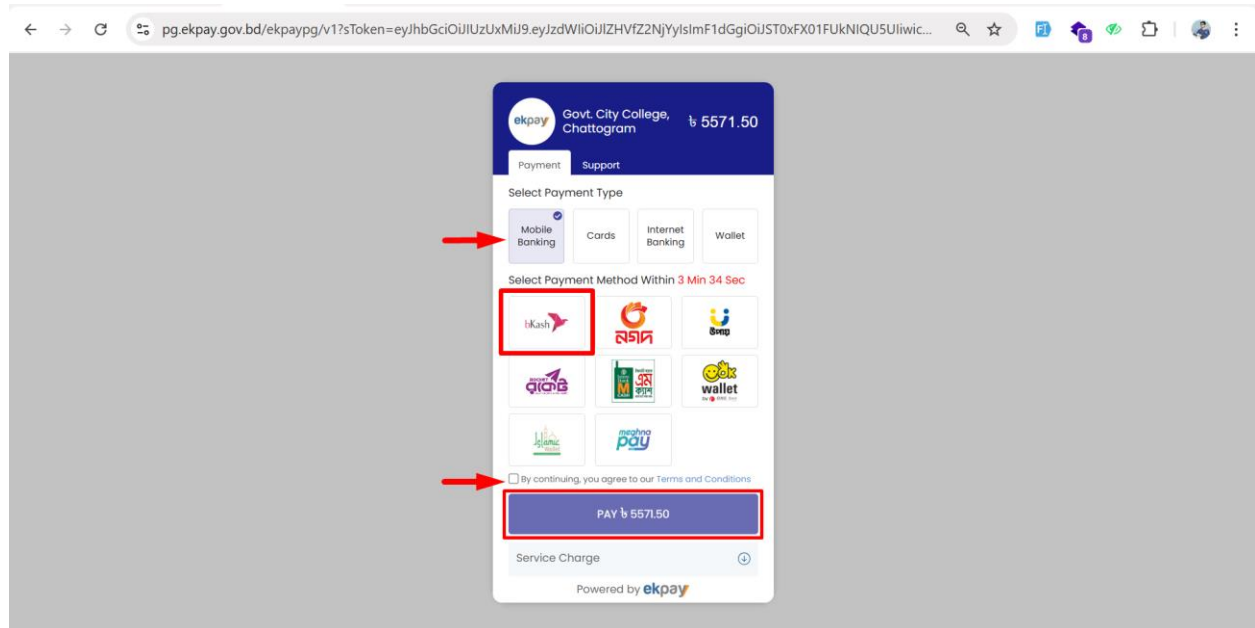
Mobile No.*

01722354001

Click above to pay through Ekpay Payment Gateway

Step: 010

In the final step now, you can pay your payment selecting payment method by clicking “Pay” button.



Note: After successful payment, you will get an option to print your payment invoice.